



Modular Preparation 400 mm Passthrough Ambient Unit with 2 Doors & GN 1/1 Runners

ITEM # _____

MODEL # _____

NAME # _____

SIS # _____

AIA # _____



121932 (TEG4DA)

Ambient passthrough with
1+1 door and 1/1GN runners,
400mm

Short Form Specification

Item No. _____

Constructed entirely in 304 AISI stainless steel. Front and rear longitudinal stainless steel c-channel reinforcement. Internal and external side panels with sound deadening reinforcements to strengthen structure. Door incorporates a sound deadening internal panel and is fitted with 304 AISI stainless steel hinges allowing an opening of 180° degrees. 150mm height-adjustable (0/+90mm) oversized feet (65x65mm) can be removed for masonry installation. 45° degree internal side corner junction system. 304 AISI stainless steel guide runners GN 1/1.

Main Features

- Masonry installation possible by simply removing feet.
- Extremely easy to clean thanks to the smooth edges.

Construction

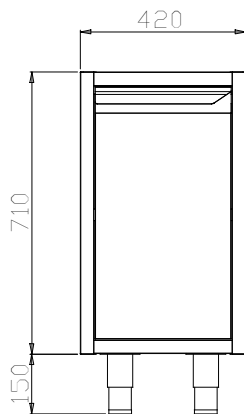
- Front and rear lengthwise stainless steel c-channel reinforcement, 15/10 (16 gauges).
- Sound deadening reinforcements between internal and external side panels to strengthen structure.
- Mounted on 150 mm height adjustable (0/+90 mm) oversized (65x65 mm) feet.
- Internal sides supporting the structure to have 45° degrees internal side corners junction system.
- 30 mm high middle-shelf in AISI 304 stainless steel, height-adjustable in 3 positions, with inner double fold to eliminate gaps between sides and back.
- Hinged door with sound deadening internal panels, fitted with 304 AISI stainless steel hinges on the inner sides, allows a 180° degree opening.
- Doors made in 304 AISI stainless steel with Scotch-Brite finishing.

APPROVAL: _____

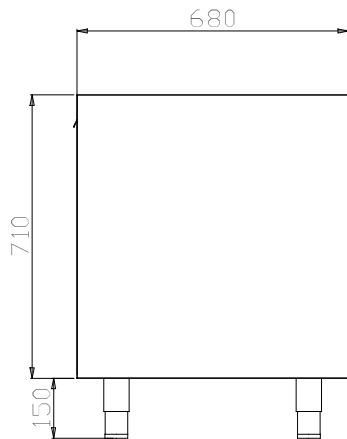


Experience the Excellence
www.electroluxprofessional.com

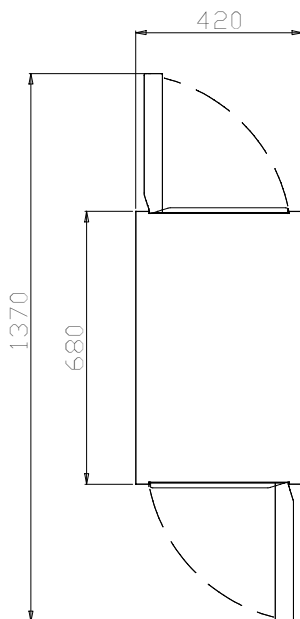
Front



Side



Top


Key Information:

| | |
|-------------------------------------|--------|
| Cabinet width: | |
| 121932 (TEG4DA) | 330 mm |
| Cabinet depth: | 620 mm |
| Cabinet height: | 645 mm |
| N° of doors: | 2 |
| Door Type: | Hinged |
| External dimensions, Width: | 400 mm |
| External dimensions, Depth: | 680 mm |
| External dimensions, Height: | 860 mm |
| Net weight: | 47 kg |